



LNB KU-BAND PLL HS1000 SERIES



TYPICAL SPECIFICATIONS

Noise figure	0.7 to 0.9 dB
L.O. stability (after 60 sec)	±5 kHz to ±2 kHz
Gain Flatness (-40°C to +60°C)	1.5dBp-p @ over 27 MHz 4dBp-p @ over 500 MHz
Gain Variation @ Fixed Freq. (-40°C to +60°C)	6 dBp-p max
Phase noise (SSB)	-75 dBc/Hz at 1 kHz -80 dBc/Hz at 10 kHz -95 dBc/Hz at 100 kHz
Input VSWR	2.2 : 1
Output VSWR	2.2 : 1

Conversion gain	60 dB
Output P1dB	5 dBm
Power requirements	+15 to +24 V supplied through center conductor of IF cable
Current drain	200 mA
Input Waveguide	WR75
Dimensions	110 (L) x 42 (W) x 42 (H) mm (4.3 x 1.7 x 1.7 in)
Weight	300 g / 10.6 oz
Temperature Range	-40°C to +60°C

FREQUENCY BANDS AVAILABLE

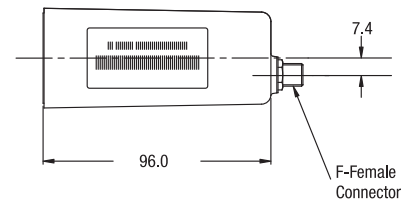
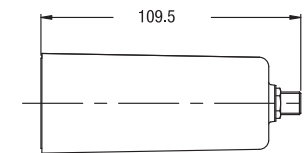
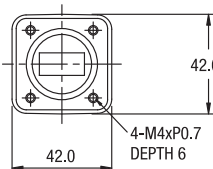
Typical service	HS1000A	HS1000B	HS1000C
Input frequency (GHz)	11.70 to 12.20	12.25 to 12.75	10.95 to 11.70
L.O. frequency (GHz)	10.75	11.30	10.00
Output frequency (MHz)	950 to 1450	950 to 1450	950 to 1700

Note: See 1000H series for ±10 kHz to ±25 kHz L.O. stabilities.

HOW TO ORDER

HS1048AF

CONNECTOR	F - 75 Ohm N - 50 Ohm
FREQUENCY	A - 11.70 - 12.20 GHz B - 12.25 - 12.75 GHz C - 10.95 - 11.70 GHz
NOISE FIGURE	9 - 0.9 dB 8 - 0.8 dB 7 - 0.7 dB
L.O. STABILITY	5 - ±5 kHz 4 - ±4 kHz 3 - ±3 kHz 2 - ±2 kHz
LNB SERIES #	



MECHANICAL DIAGRAM

